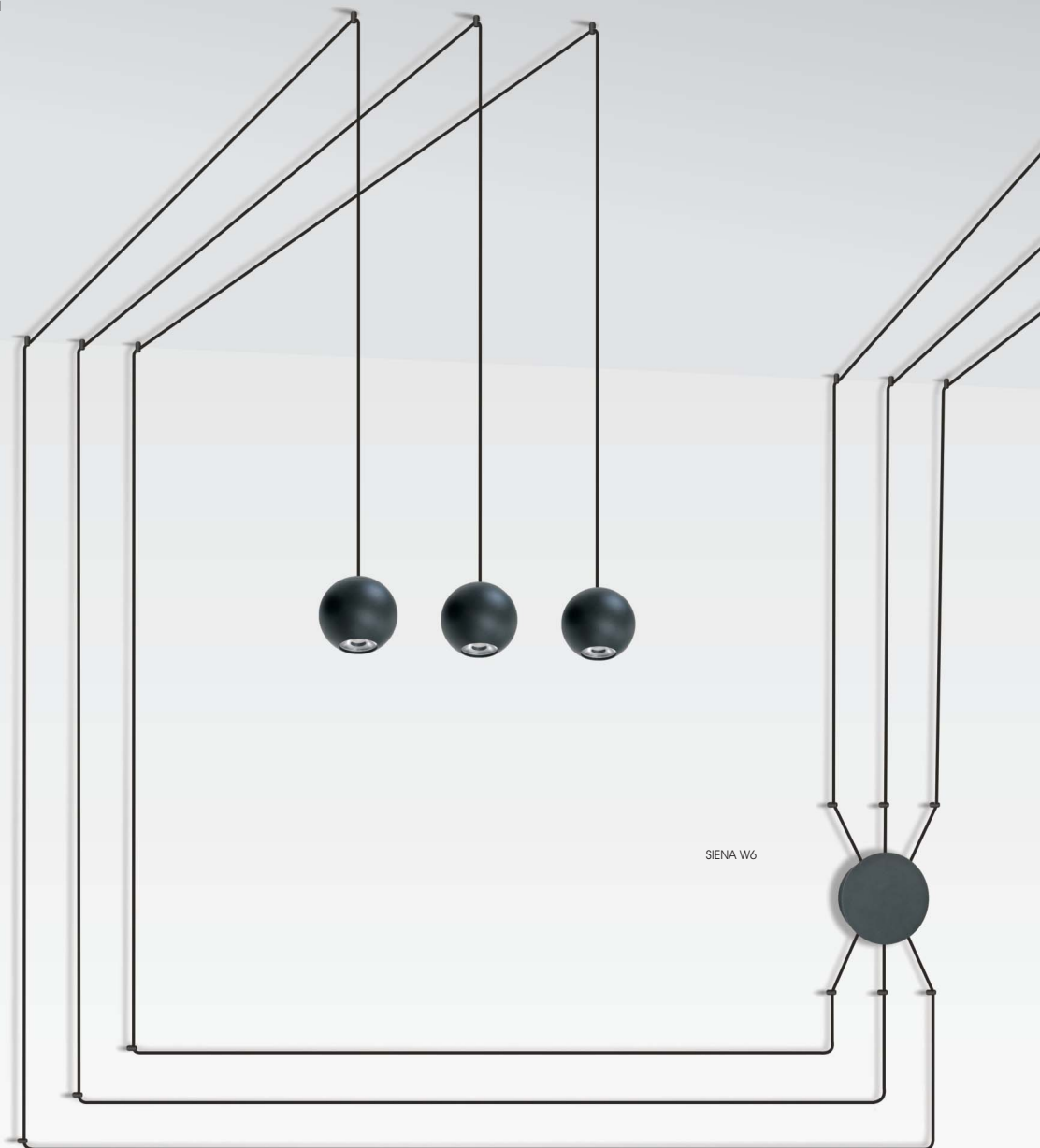



SIENA W


Interior Pendant 

- Siena family consists of pendant luminaires in various layouts.
- Available with four different endings: Spot, Acrylic Spot, Sphere $\Phi 50$ and Sphere $\Phi 70$ mm.
- Luminaire body material: aluminium
- Spots are available in black or white colour.
- Spheres are available in black, white or gold colour.
- L90/B10 50.000h
- 3SDCM





SIENA W1



SIENA W3




Model	Type	LED Power/ per spot	CCT	CRI90 LED Source per spot	Beam Angle	Colour	Dimming Option
<i>90 (90)</i>							
SIENA W1 <i>(SIENA W1)</i>	Spot <i>(SP)</i>	6.5W <i>(07)</i>	2700K <i>(27C)</i>	615lm	15° <i>(15)</i>	Black <i>(BL)</i>	230VAC Non-Dimmable <i>(230ND)</i>
			3000K <i>(30C)</i>	635lm	36° <i>(36)</i>	White <i>(WH)</i>	48V PWM Dimmable <i>(48V)</i>
SIENA W3 <i>(SIENA W3)</i>	ACRYLIC <i>(AC)</i>		4000K <i>(40C)</i>	680lm		Gold* <i>(GD)</i>	Phase Cut Dimmable <i>(PC)</i>
SIENA W6 <i>(SIENA W6)</i>						Diffused <i>(DF)</i>	DALI <i>(DL)</i>
	Sphere D:50mm <i>(S5)</i>	4.5W <i>(05)</i>	2700K <i>(27C)</i>	462lm	18° <i>(18)</i>		Push Button <i>(PB)</i>
			3000K <i>(30C)</i>	475lm	36° <i>(36)</i>		Wireless <i>(WL)</i>
			4000K <i>(40C)</i>	511lm			
	Sphere D:70mm <i>(S7)</i>	6.5W <i>(07)</i>	2700K <i>(27C)</i>	650lm			
			3000K <i>(30C)</i>	680lm			
			4000K <i>(40C)</i>	720lm			

* Gold only available for S5 and S7 models.

Ordering Code Example: SIENA W3-AC-07-30C-90-DF-BL-230ND



Spot 6.5W



Acrylic 6.5W



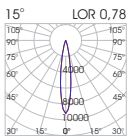
Sphere 4.5W



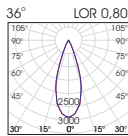
Sphere 6.5W



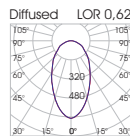
Cable Holder



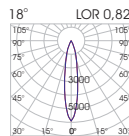
SIENA S-SP-07-30C-90-15-BL-230ND



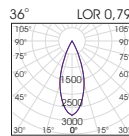
SIENA S-SP-07-30B-90-36-BL-230ND



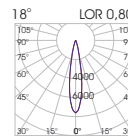
SIENA S-AC-07-30C-90-DF-BL-230ND



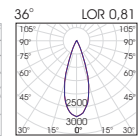
SIENA S-S5-05-30C-90-18-BL-230ND



SIENA S-S5-05-30B-90-36-BL-230ND



SIENA S-S7-07-30C-90-18-BL-230ND



SIENA S-S7-07-30B-90-36-BL-230ND

